

## Hampton Roads Naval Museum Education Programs

### FREE Field Trips and Outreach

Located on the second floor of Nauticus on Norfolk's downtown waterfront, the Hampton Roads Naval Museum offers an exciting look at world events through the lens of local Navy history. With a strong emphasis on teaching through primary resources, artifacts, and hands-on activities, the museum offers a variety of SOL-based educational programs for all ages.

Admission and programming are always FREE! All programs listed in this brochure can be conducted as either field trips or outreach programs at your school for no cost. Programs are approximately 45 minutes in length (unless noted otherwise), but can be catered to the needs of your classroom upon request.

Contact us today for booking! Call 757-322-3108 or email [laura.l.orr@navy.mil](mailto:laura.l.orr@navy.mil)



#### Civil War Sea Chest

The Civil War Sea Chest is a traveling trunk program that HRNM staff will deliver to your school for one week during the school year. The sea chest contains a variety of Civil War Navy reproductions—objects, photographs, newspapers, uniforms, and more—that teachers can use to teach the Civil War to their students. This provides the flexibility of using the sea chest when it works for their schedule. The sea chest also contains a detailed guide to using the artifacts in the classroom setting. Be sure to book this early—dates fill up very quickly!

SOLs: History VS.1, VS.7, USI.9, VUS.1, VUS.7

#### Cold War Sea Bag

The Cold War Sea Bag is a traveling trunk program that HRNM staff will deliver to your school for one week during the school year. The sea bag contains Cold War Navy-related artifacts, and focuses on the Vietnam War. Additionally, the sea bag includes oral histories from local Vietnam veterans. The Cold War Sea Bag can be booked for one week at a time and is delivered straight to your school.

SOLs: History USII.1, USII.8, VUS.1, VUS.12, VUS.13, WHII.1, WHII.12



#### Teaching World War I Lesson Plans

Downloadable teacher resources and lesson plans are available on HRNM's website at [www.hrnm.navy.mil](http://www.hrnm.navy.mil). These lesson plans focus on teaching World War I to your students. Resources include lesson plans related to the North Sea Mine Barrage, which took place off the coast of the United Kingdom during World War I.

SOLs: USII.1; USII.5; VUS.1; VUS.9; WHII.1; WHII.10



Contact us today to book these free programs!

Call 757-322-3108

or email [laura.l.orr@navy.mil](mailto:laura.l.orr@navy.mil)

For more information about the museum

call 757-322-2987 or

visit our website, [www.hrnm.navy.mil](http://www.hrnm.navy.mil)



# Education Programs

## Navigating History



# Hampton Roads Naval Museum

# Elementary School Programs



## Past and Present

One of the most important lessons in early childhood education is the distinction between events or objects from long ago and today. Designed for K-2 classes, students identify and distinguish roles of the U.S. Navy from past and present times. Educators use visual objects as teaching tools to help distinguish the evolution of uniforms, ships, and nautical instruments. Students then engage in a fun make-and-take pictorial timeline, which pairs objects past and present together. This program sharpens students' skills in organization and sequence.

SOLs: History K.3, 1.1, 2.1



## The Battle of the Capes

Fire a full broadside! Students apply knowledge of the Battle of the Capes by engaging in their own "ship to ship" battle. In this program, students take on the various roles of Admiral, Captain, First Mate, and Gun Crew while learning about the battle that helped win American independence. In doing so, students use teamwork and communication while they recreate one of the most important battles in naval history. Also included are a brief overview of the American Revolution and a reading activity based on Patrick Henry's "Give me Liberty or Give me Death" speech.

SOLs: USI.1, USII.6, USII.7, VS.1, VS.5, English 4.1, 4.2, 4.5, 5.1, 5.4

## Trading, Bartering, and Shipbuilding

Find out what it takes to "build" your own ship! This program allows students to discover the challenges of building a sailing ship in the 1800s through an interactive card game. Students learn about the different resources needed to construct a ship in the Hampton Roads area. This program sharpens students' knowledge of barter, trade, resources, and opportunity cost.

SOLs: Skills 2.1; Economics 2.9, 2.10, 3.8, 3.9, 4.0; Science 3.2



## Explorers and Navigation

Using the backdrop of the European explorations in North America, students learn about the improvements in navigation tools, maps, and the sweeping changes resulting from the age of exploration. This program focuses on mapping latitude and longitude, and using such navigation tools as a compass, nocturnal, and sextant. Explorers and Navigation is designed for older elementary students.

SOLs: History USI.1, USI.4

## The Battle of Hampton Roads

Reading from a first-hand account of the Battle of Hampton Roads, students reenact the battle on an oversized floor map, visualizing what it was like to experience battle with iron and wooden ships during the American Civil War. Knowledge in antebellum and Civil War history is reinforced, while reading and comprehension skills are strengthened. Each student has a role, and the team works together to discover the mysteries that this time capsule holds.

SOLs: History VS.1, VS.7, USI.1, USI.9; English 4.1, 4.2, 4.5, 5.1, 5.4, 5.6



# Middle and High School Programs



## Over There: U.S. Navy Propaganda Posters of World War I

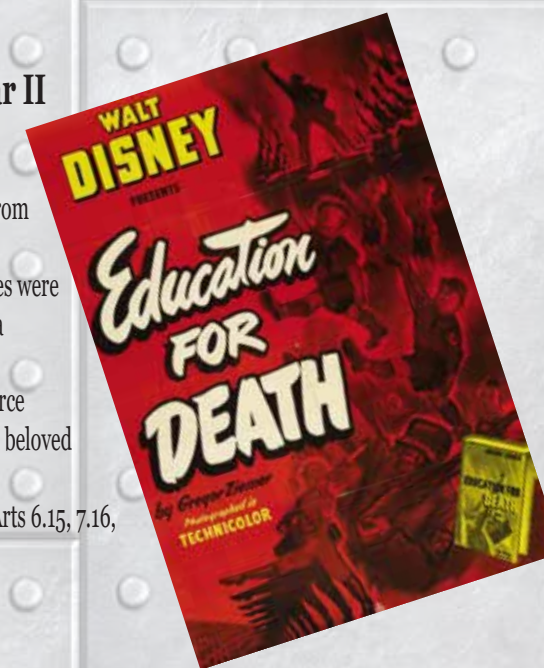
Propaganda posters were an effective tool to captivate the American public during the early twentieth century. The First World War brought this form of political persuasion to the forefront. Propaganda posters helped the United States join the fight "over there" by making a strong case for freedom and liberty at home. Students analyze primary sources and use these posters to comprehend the key causes and effects of the First World War. They work in small groups to develop their own World War I propaganda posters. Students collectively engage in reading comprehension, history, art history, and world events.

SOLs: History USII.1, USII.5, WHII.10, VUS.9; Art 7.11, 7.23, 8.16, 8.20

## Axis and Allied Propaganda in World War II

During the Second World War, citizens of the United States employed every available resource to defeat the Axis Powers. From weapons manufacturing to scrap metal drives, every American answered the call to help the Allies. The film and print industries were no exception. Students examine and interpret World War II-era cartoons on film and in print. They identify characteristics of propaganda and question its effectiveness through primary source analysis. This program is a great way to study some of our most beloved cartoons and artists at a critical time in American history.

SOLs: History CE.1, VUS.12, WHII.11, USII.7; Visual Arts 6.15, 7.16, 7.18, 7.19, 7.26, 7.30



## Discovery of the Enigma Code

In 1942, German U-boats wreaked havoc in the Atlantic Ocean, destroying over 600,000 tons of allied merchant shipping. In an effort to curtail their losses at sea, the Allies tasked hundreds of their best and most brilliant minds to help break Germany's secret Enigma Code. Students grasp the mystery of the fight against the German Enigma machine. Emphasis is placed on the history of its development, Allied attempts to break the code, and the history-changing results once broken. Students then apply the basic principles behind the Enigma Machine in a hands-on activity, acting as cryptanalysts to decipher sample coded messages.

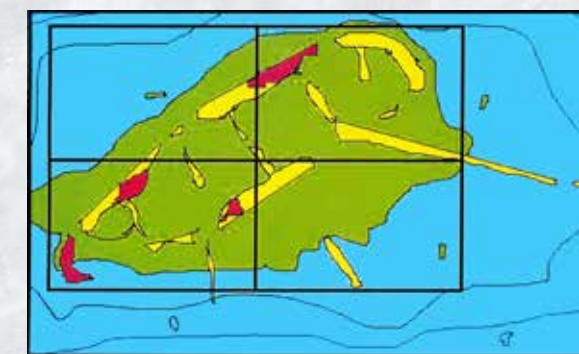
SOLs: History WHII.11, VUS.1, VUS.11



## Road to Tokyo

This is a joint program offered between the MacArthur Memorial and the Hampton Roads Naval Museum. Students learn about the importance of the Second World War's Pacific front, focusing on major battles and turning points, and major players in the war. Through interactive activities and the use of historic artifacts, this program discusses both the United States Army and Navy's participation in the Pacific Theater, from the attack on Pearl Harbor in 1941 through Japan's surrender in 1945.

SOLs: History USII.1, USII.7, WHII.11, VUS.11



## Underwater Archaeology

Using methods from history, historical archaeology, and primary source analysis, students use a mysterious ship sinking to explain the science behind underwater archaeology. Putting these various disciplines in action, the class builds a three-dimensional model of the wreck and analyzes documents recovered at the wreck site. This is an excellent team-building activity for individual groups and the class as a whole. Each student plays a vital role as a junior underwater archaeologist in this discovery and recovery exercise.

SOLs: History USI.1, USI.9, VS.1; Science 4.1, 5.1, 6.1, ES.1c; English 4.1, 4.2, 4.6, 5.1



## African Americans in the Navy

Since the American Revolution, African Americans have served in the U.S. Navy with distinction and dignity in the face of discrimination and conflict. During this program, students learn about stories of honor, courage, and commitment, as well as equality issues and obstacles that African American Sailors faced. This session provides insight into African American heritage, and allows students to reflect on the difficult decisions made by African Americans in the Navy.


SOLs: History USI.1, USII.1, USII.7, USII.8, USII.9, VUS.1, VUS.13



## Women in the Navy

Decades before their inclusion on combat ships in 1994, women played a pivotal role in the U.S. Navy. From the sanction of nurses in the Civil War to the first female fighter pilots on board aircraft carriers, women have withstood trials, tribulations, and triumphs in the face of adversity. This program highlights the spirited history of women and in the sea services.

SOLs: History USI.1, USI.9, USII.1, USII.4, USII.7, USII.8



## The Navy in Vietnam

The Vietnam War was one of the most visible and controversial conflicts during the Cold War. While much is known about the politics of the war and the contributions of military services like the Army, many people do not know about the Navy's role. The U.S. Navy was involved in all aspects of the Vietnam War, from fighting on sea, land, and in the sky to providing medical care and supplies. Students learn about the background of the conflict, and then work together for a team activity to discover more of the Navy's roles during the Vietnam War.

SOLs: History USII.1, USII.8, VUS.12, WHII.12

## Spotter Card Identification School

During the Second World War, both the military and civilians used spotter cards to identify enemy or friendly aircraft or ships. Learn why spotter cards were an effective tool for Sailors in World War II. Students will participate in their own spotter card identification games, learning quickly whether the aircraft or ship belongs to friend or foe!

SOLs: History USII.7, WHII.11, VUS.11

